


INSTRUCTION MANUAL

ProAir™ Indoor Heat Exchanger *All Models*



McLean[®]
COOLING TECHNOLOGY

A Pentair Company

*Protecting Electronics.
Exceeding Expectations.™*

MAI/Prime Parts
5736 North Michigan Road
Indianapolis, IN 46228
317-257-6811
317-257-1590 fax

Contents

1. Features
1. Design Data
2. Dimensional Details
3. Cutout Drawings (XR20 & XR29)
4. Cutout Drawings (XR47 & XR60)

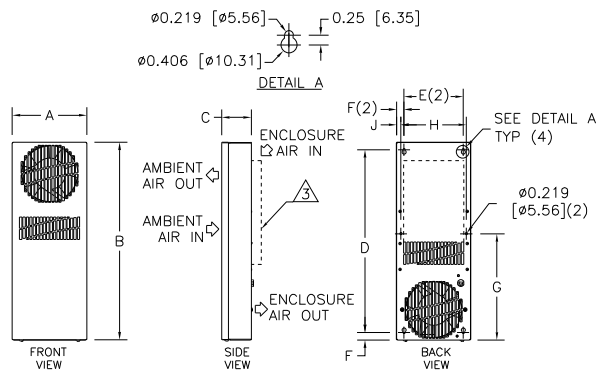
Features

- The ProAir™ Heat Exchangers use our unique counterflow aluminum core for high efficiency and high performance heat transfer except for the XR20 and the XR29-08 which use a modified heat pipe core.
- Top quality impellers make these units run quietly and with increased reliability.
- Streamlined aesthetics with no visible mounting rails or fasteners. The slim design allows for mounting to narrow or shallow enclosures.
- Filterless design for low maintenance and easy cleaning.
- Mounts front, side, top, inside, outside, vertically or horizontally.
- Four fasteners allow simple removal of front cover for easy access.
- Each unit is 100% functionally tested.

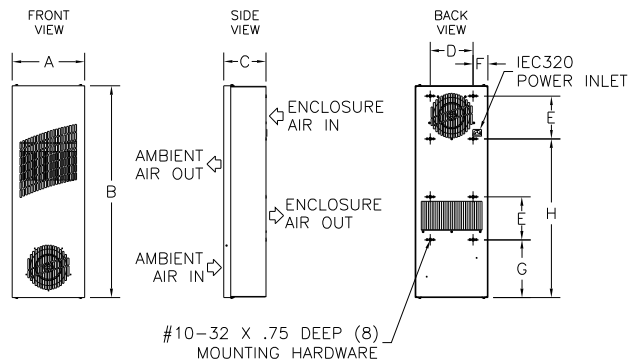
Design Data

Model	Voltage	Hz	Full Load	Max. °F	Shipping
			Amps	Air Temp	Weight
XR20-0416-012	115	50/60	0.6	155	12 lbs.
XR20-0426-012	230	50/60	0.6	155	12 lbs.
XR29-0816-012	115	50/60	0.6	155	27 lbs.
XR29-0826-012	230	50/60	0.6	155	27 lbs.
XR29-1816-012	115	50/60	1.0	155	34 lbs.
XR29-1826-012	230	50/60	1.0	155	34 lbs.
XR47-2416-012	115	50/60	1.5	155	51 lbs.
XR47-2426-012	230	50/60	1.5	155	51 lbs.
XR47-3516-012	115	50/60	1.5	155	63 lbs.
XR47-3526-012	230	50/60	1.5	155	63 lbs.
XR60-5516-012	115	50/60	6.7	155	91 lbs.
XR60-5526-012	230	50/60	6.7	155	91 lbs.
XR60-8416-012	115	50/60	6.7	155	115 lbs.
XR60-8426-012	230	50/60	6.7	155	115 lbs.

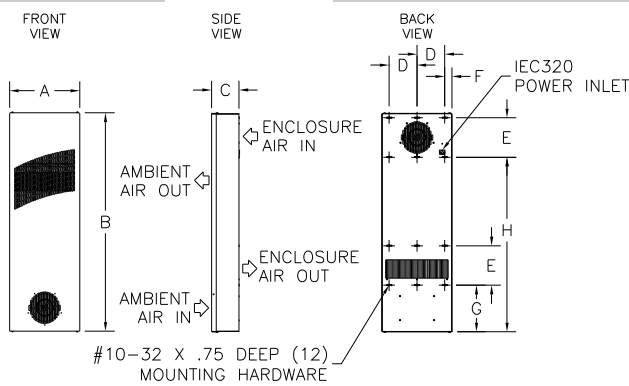
Dimensional Details



XR20-04 and XR29-08



XR29-18 and XR47-24



XR47-35, XR60-55 and XR60-84

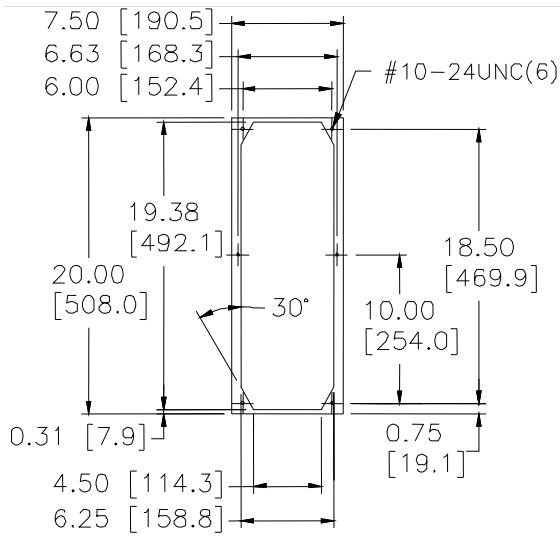
Model No.	A	B	C	D	E	F	G	H	J
XR20-0416-012	7.50	20.00	3.00	18.50	6.00	0.75	10.75	6.63	0.44
XR20-0426-012	(190.5)	(508.00)	(76.2)	(469.9)	(152.4)	(19.1)	(273.1)	(168.4)	(11.1)
XR29-0816-012	10.00	29.50	3.10	27.50	8.00	1.00	14.75	8.00	1.00
XR29-0826-012	(254.0)	(749.3)	(78.7)	(698.5)	(203.2)	(25.4)	(374.7)	(203.2)	(25.4)
XR29-1816-012	10.24	29.66	5.92	6.00	6.00	2.08	8.08	22.20	22.44
XR29-1826-012	(260.1)	(753.4)	(150.4)	(152.4)	(152.4)	(52.8)	(205.2)	(564.0)	(570.0)
XR47-2416-012	10.24	47.16	5.92	7.00	8.50	1.58	10.08	37.71	38.04
XR47-2426-012	(260.1)	(1197.9)	(150.4)	(177.8)	(215.9)	(40.1)	(256.0)	(957.8)	(966.2)
XR47-3516-012	15.24	47.16	5.92	6.00	8.50	1.58	10.08	37.71	38.04
XR47-3526-012	(387.1)	(1197.9)	(150.4)	(152.4)	(215.9)	(40.1)	(256.0)	(957.8)	(966.2)
XR60-5516-012	15.24	59.66	5.92	6.00	10.75	1.58	10.83	48.08	48.66
XR60-5526-012	(387.1)	(1515.4)	(150.4)	(152.4)	(273.1)	(40.1)	(275.1)	(1221.2)	(1235.8)
XR60-8416-012	15.24	59.66	9.92	6.00	10.75	1.58	10.83	48.08	48.66
XR60-8426-012	(387.1)	(1515.4)	(252.0)	(152.4)	(273.1)	(40.1)	(275.1)	(1221.2)	(1235.8)

Design Notes

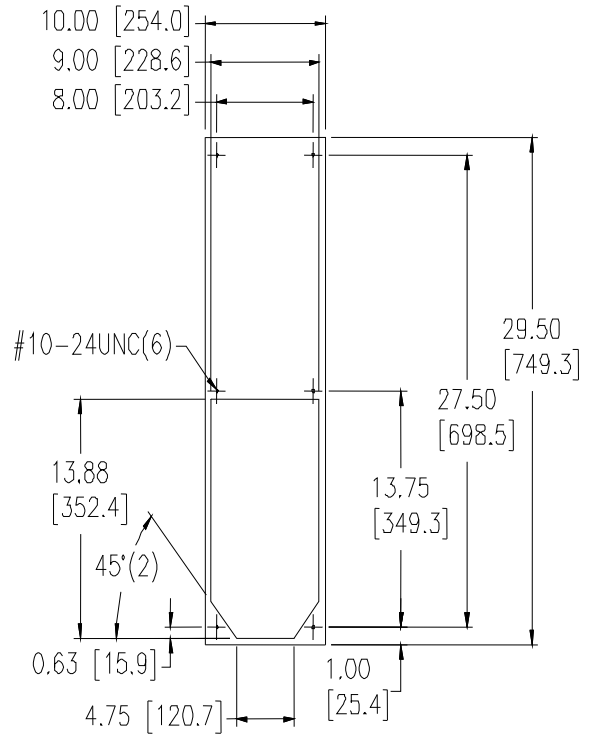
- 1 Supplied with mounting gasket kit.
- 2 Service cord supplied with appropriate plug:
NEMA 5-15P for 115V units, NEMA 6-15P for 230V units
- 3 Detachable airflow plenum may be used when mounting the

Dimensions are in inches (mm)

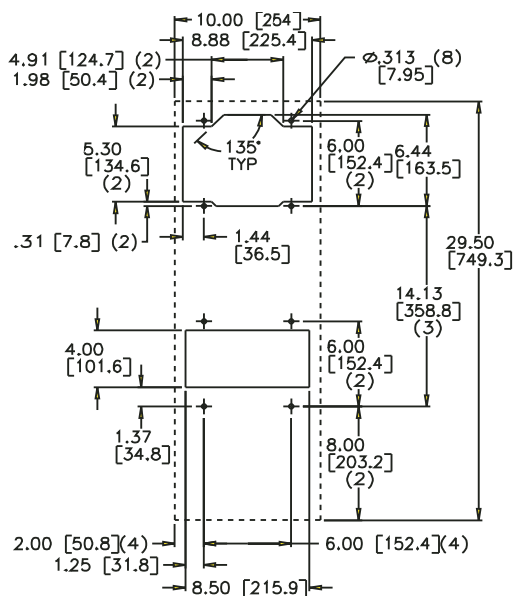
Cutout Details



XR20-04



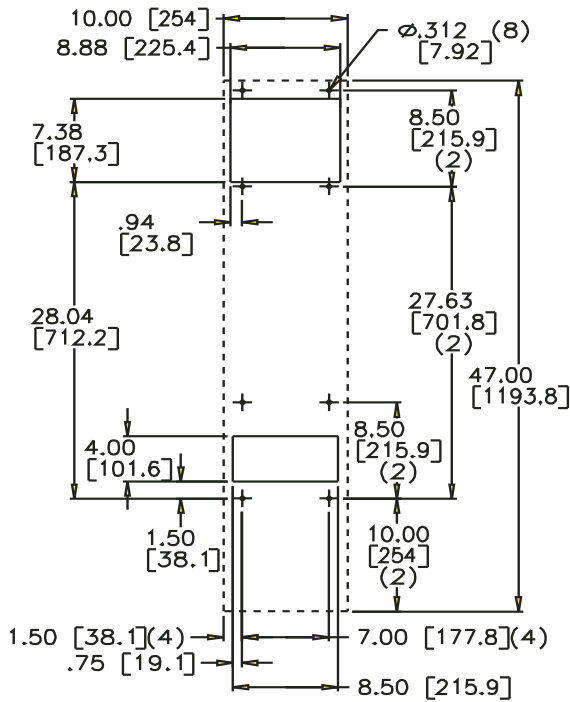
XR29-08



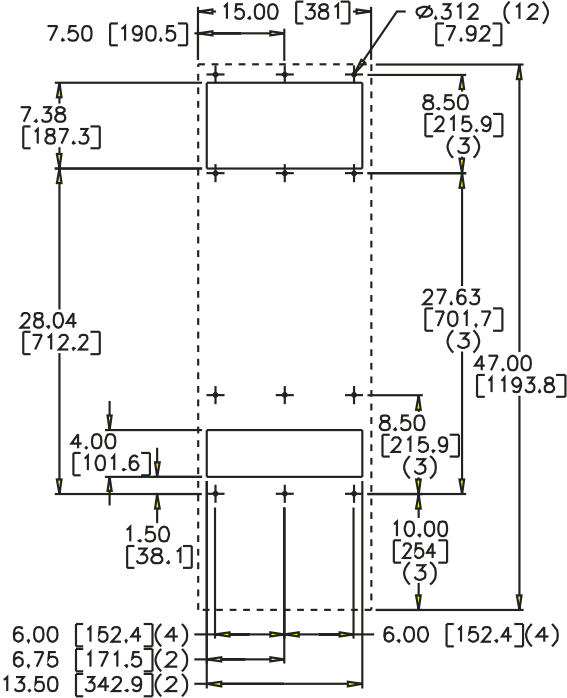
XR29-18

Cutout Notes

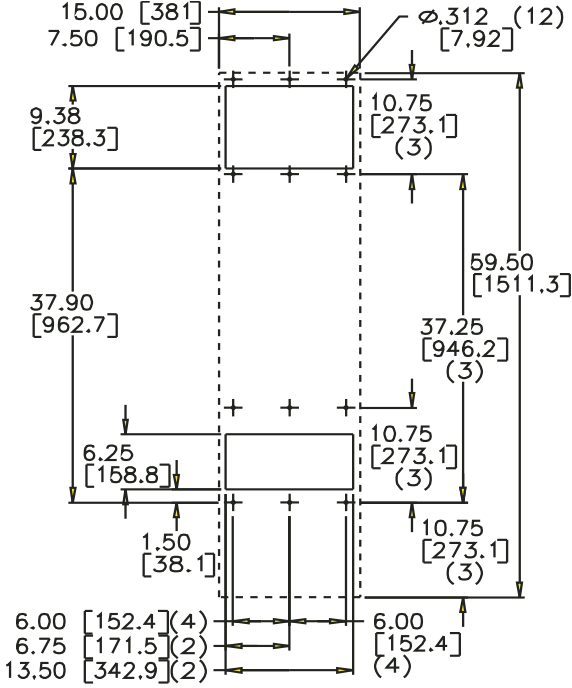
1. Cutout shown is for external mounting of heat exchanger only. For internal mounting, cut-out must be inverted 180 degrees.
2. Dash lines represents heat exchanger.
3. XR29-08 internal mount cutout is not shown.



XR47-24



XR47-35



XR60-55 & XR60-84

MAI/Prime Parts
5736 North Michigan Road
Indianapolis, IN 46228
317-257-6811
317-257-1590 fax

*Protecting Electronics.
Exceeding Expectations.™*



McLean[®]
COOLING TECHNOLOGY

A Pentair Company

www.McLeanParts.net