

Illustrated Parts List

Specify Model and Serial Numbers when orders Parts

Item No.	Part No.	Qty.	Description
1	10-1000-04	1	Inlet Filter, Reusable Aluminum
8	52-6025-00	1	Blower, Evaporator
22	SEE TABLE	1	Coil, Evaporator
37	52-9001-00	1	Coil, Condenser
38	SEE TABLE	1	Compressor
43	52-6028-02	1	Filter/Dryer, Refrigerant
45	52-6027-00	1	Hot Gas By-Pass Valve
	52-6027-04	1	Hot Gas By-Pass Valve (19,000 BTUIHr)
46	52-6058-05	1	Accumulator
48	52-6032-01	1	Capacitor, Compressor Run
	52-6032-05	1	capacitor; compressor Run (19,000 BTUIHr)
55	SEE TABLE	1	Service Cord
62	52-9028-02	1	Blower, Condenser

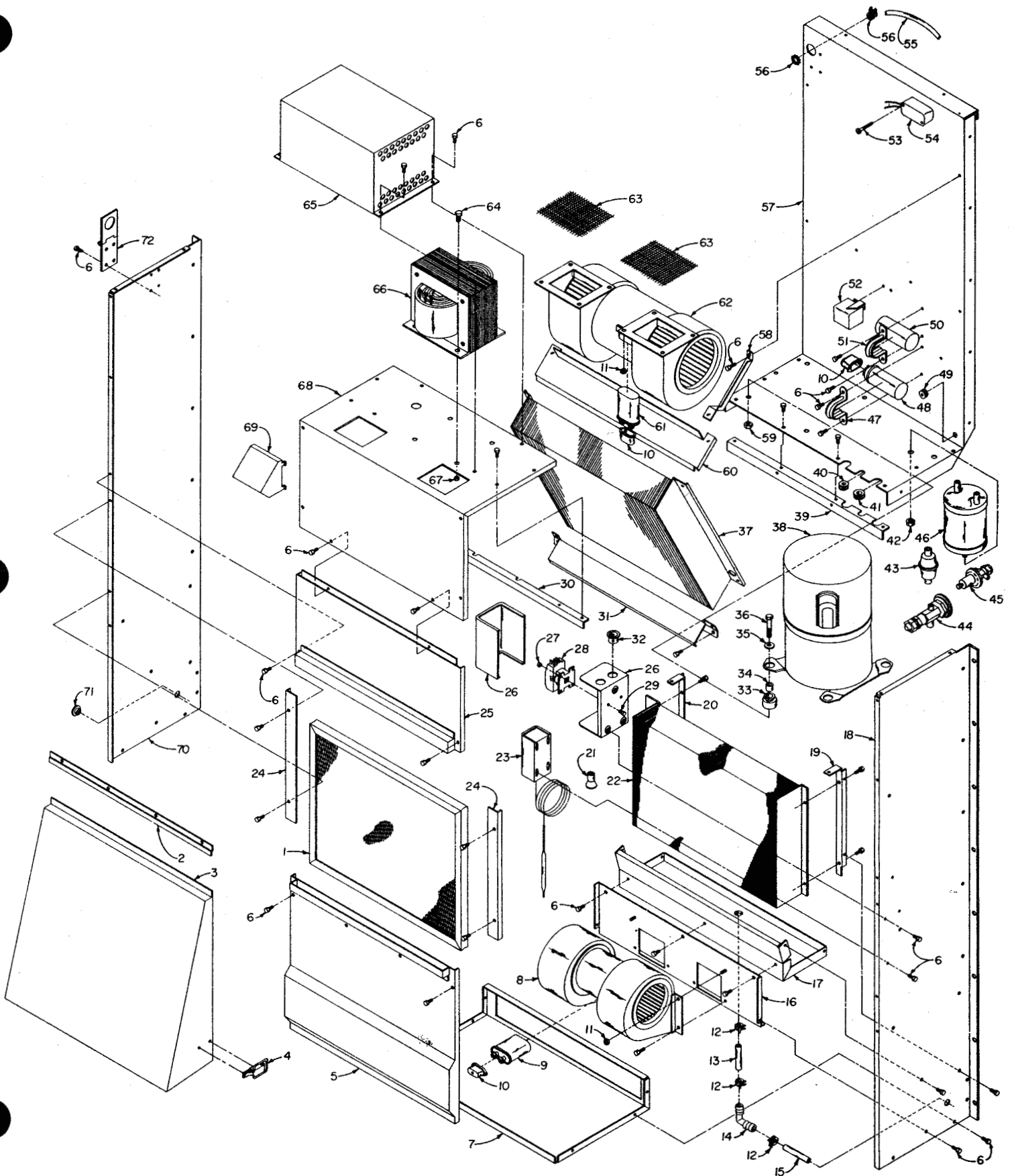
Accessories		
Description	Part No.	
Thermostatic Kit (Customer Installed)	52-9000-04	
Disposable Inlet Air Filter	10-1000-11	
Filter Coat - 1 pt. Spray Dispenser	52-6064-03	
Touch-Up Paint, Gray - 12.5 oz. Aerosol	10-1018-00	

TABLE

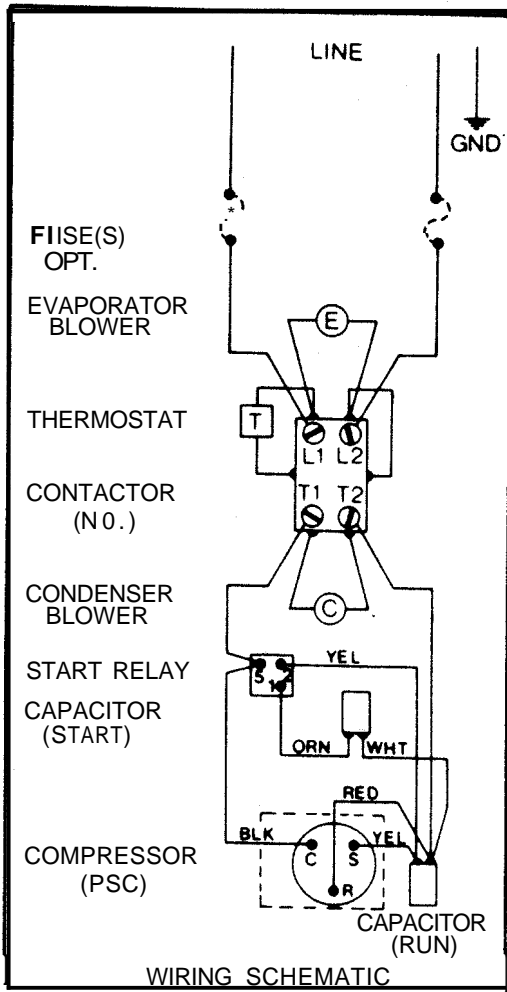
Model No.	Item #22 Evaporator Coil	Item #38 Compressor	Item #44 Expansion Valve	Item #50 Start Capacitor	Item #52 Start Relay	Item #56 Service Cord Cord
52-1425-xxx	52-9002-03	10-1025-19	10-1040-02	10-1032-02	10-1042-09	52-6035-13
52-1426-xxx	52-9002-03	10-1026-17	10-1040-02	10-1032-07	10-1042-06	52-6035-32
52-1625-xxx	52-9002-03	10-1025-20	10-1040-01	10-1032-08	10-1042-10	52-6035-34
52-1626-xxx	52-9002-03	10-1026-20	10-1040-01	10-1032-02	10-1042-00	52-6035-14
52-1926-xxx	52-9002-02	10-1026-33	10-1040-01	10-1032-02	10-1042-06	52-6035-14

NOTE: For items shown but not listed, contact the MAI.

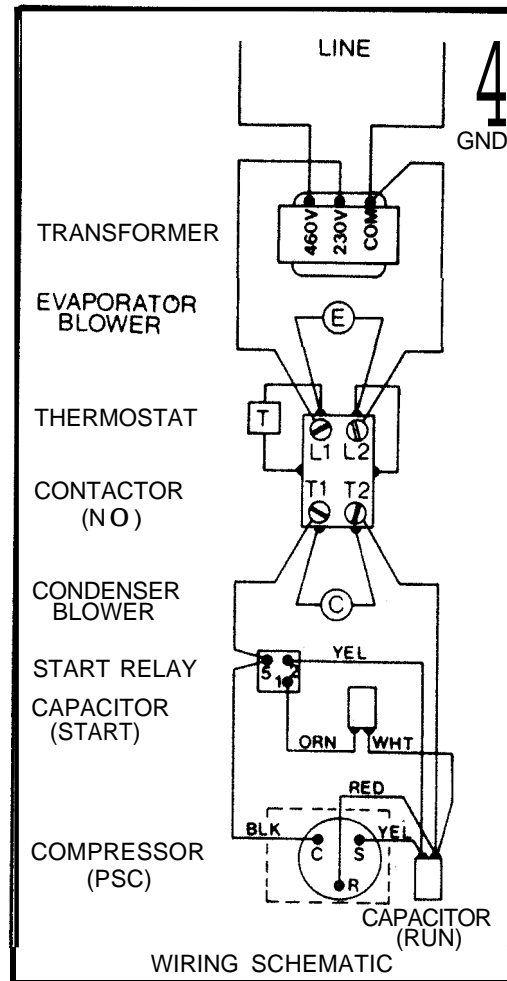
EXPLODED VIEW



WIRING SCHEMATICS



WITH THERMOSTAT



460V WITH THERMOSTAT