
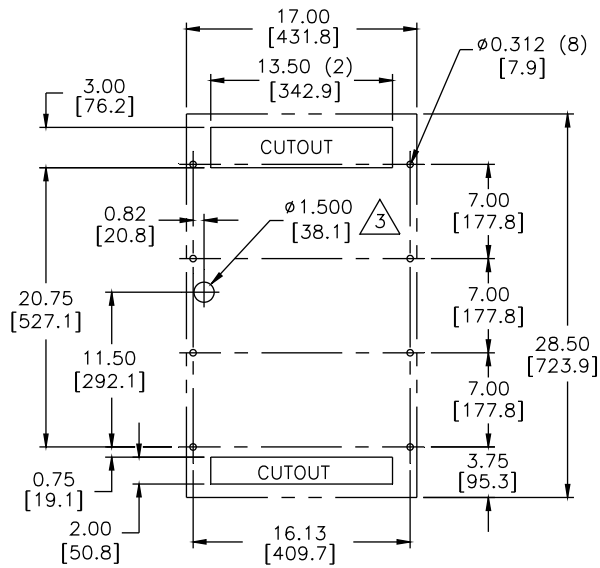


M28 Mounting Gasket Kit



MOUNTING GASKET KIT, 28-1000-50, INCLUDED. APPLY GASKET TO BACK OF AIR CONDITIONER BEFORE MOUNTING TO ENCLOSURE.

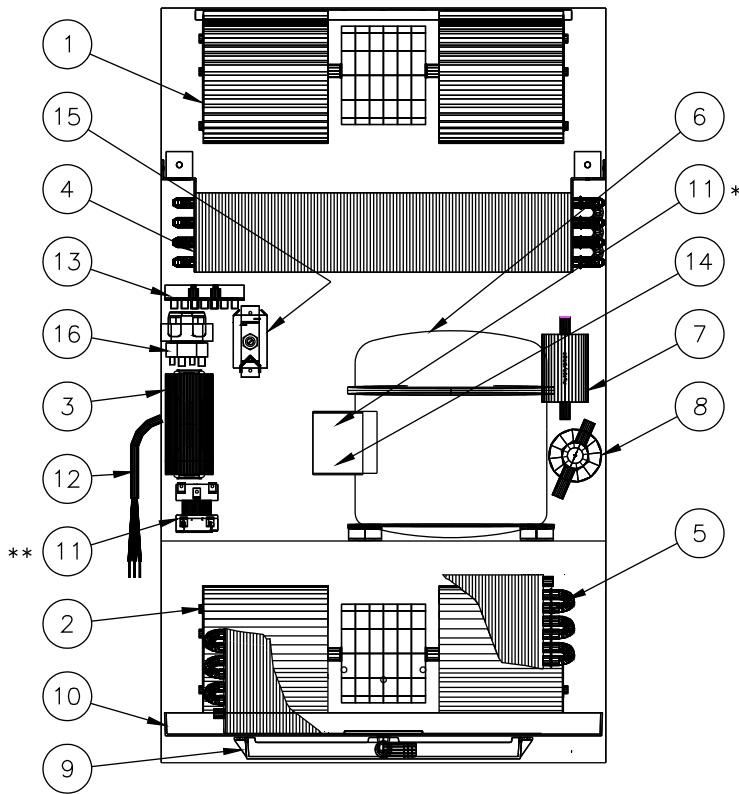
M28 Mounting Cutout Dimensions



NOTES:

- 1. DASHED LINES REPRESENT AIR CONDITIONER.
- 2. CUTOUT DIMENSIONS FOR STANDARD UNIT.
- △ HOLE MAY BE DELETED IF SERVICE CORD IS ROUTED THROUGH 3.00 x 13.50 CUTOUT. (EXCEPT ON UNITS WITH ELECTRIC HEAT)

M28 Components Drawing (Front View)



** 4000 BTU

* 2200 BTU

M28 Series Components List

Part Description	Item No.	Part Number (115 Volt)		
		2200 BTU	4000 BTU	6000 BTU
Blower, Condenser	1	30-4019-01M	30-4019-01M	38-2019-04
Blower, Evaporator	2	28-1064-06M	28-1064-06M	28-1064-06M
Capacitor, Compressor, Start/Run	3	N/A	10-1032-13	10-1032-15
Coil, Condenser	4	24-1001-00	24-1001-00	24-1001-00
Coil, Evaporator	5	28-1001-00	28-1001-01	14-1002-00
Compressor, AE/AK/AK	6	10-1016-22	10-1016-26	10-1016-68
Control Panel Assy, Wide	N/S	10-1106-101	10-1106-101	10-1106-101
Filter, Air, Reusable, Wide	N/S	10-1000-56	10-1000-56	10-1000-56
Filter/Dryer	7	52-6028-00	52-6028-00	52-6028-00
Grille, Front, Wide	N/S	10-1130-00	10-1130-00	10-1130-00
Hot Gas By-Pass Valve	8	N/A	52-6027-16	52-6027-11
Pan, Condensate	9	10-1130-17	10-1130-17	10-1130-17
Pan, Evaporator	10	10-1130-15	10-1130-15	10-1130-15
Relay, Compressor, Start	11	10-1028-05	10-1028-14	N/A
Service Cord	12	52-6035-138	52-6035-142	52-6035-125
Terminal Block (If Installed)	13	10-1003-31	10-1003-31	10-1003-31
Thermal Overload, Compressor	14	10-1007-44	10-1007-45	10-1007-50
Thermostat, SPST, 55-100F	15	10-1061-16	10-1061-16	10-1061-16
Transformer, 10VAC Secondary	16	10-1006-114	10-1006-114	10-1006-114

Part Description	Item No.	Part Number (230 Volt)		
		2200 BTU	4000 BTU	6000 BTU
Blower, Condenser	1	30-4019-02M	30-4019-02M	38-2020-04
Blower, Evaporator	2	28-1064-05M	28-1064-05M	28-1064-05M
Capacitor, Comp., Start/Start/Run	3	10-1032-09	10-1032-14	10-1032-18
Coil, Condenser	4	24-1001-00	24-1001-00	24-1001-00
Coil, Evaporator	5	28-1001-00	28-1001-01	14-1002-00
Compressor, AE/AK/AK	6	10-1026-74	10-1026-77	10-1026-80
Control Panel Assy, Wide	N/S	10-1106-101	10-1106-101	10-1106-101
Filter, Air, Reusable, Wide	N/S	10-1000-56	10-1000-56	10-1000-56
Filter/Dryer	7	52-6028-00	52-6028-00	52-6028-00
Grille, Front, Wide	N/S	10-1130-00	10-1130-00	10-1130-00
Hot Gas By-Pass Valve	8	N/A	52-6027-16	52-6027-11
Pan, Condensate	9	10-1130-17	10-1130-17	10-1130-17
Pan, Evaporator	10	10-1130-15	10-1130-15	10-1130-15
Relay, Compressor, Start	11	10-1028-07	10-1028-15	N/A
Service Cord	12	52-6035-139	52-6035-139	52-6035-139
Terminal Block (If Installed)	13	10-1003-31	10-1003-31	10-1003-31
Thermal Overload, Compressor	14	10-1007-57	10-1007-51	10-1007-49
Thermostat, SPST, 55-100F	15	10-1061-16	10-1061-16	10-1061-16
Transformer, 10VAC Secondary	16	10-1006-115	10-1006-115	10-1006-115